

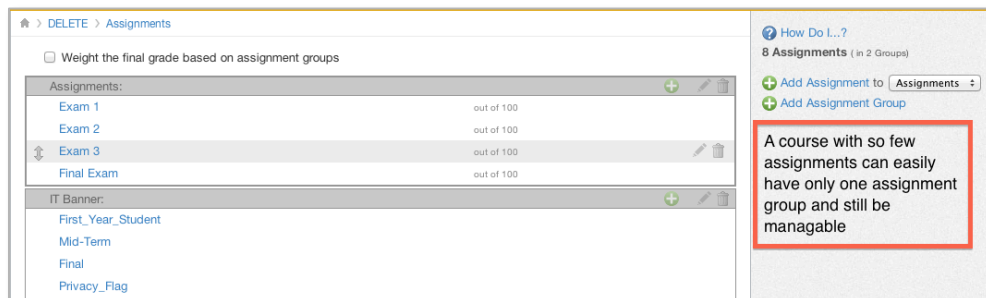
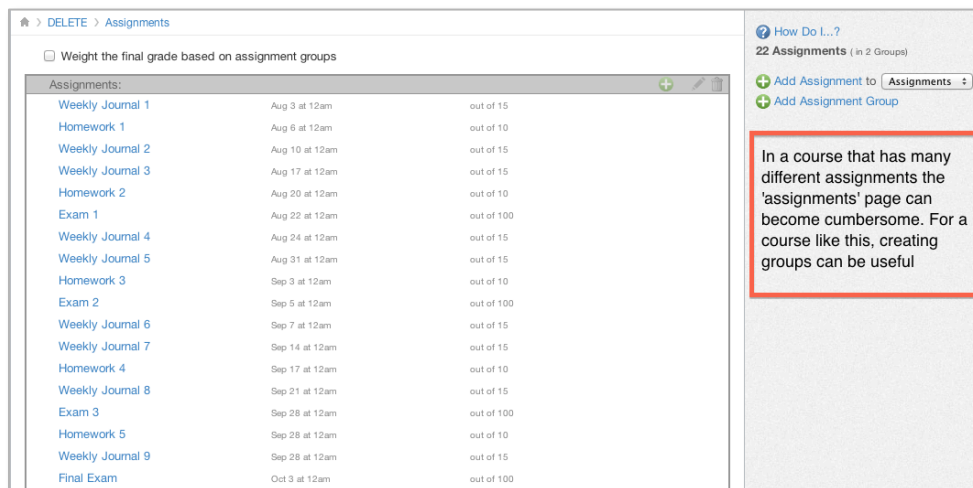
What are assignment groups?

Canvas gives you the ability to organize your assignments into groups. These groups can be used to weight the final grade, add custom grading rules such as dropping the lowest score, as well as to better organize your assignments page.

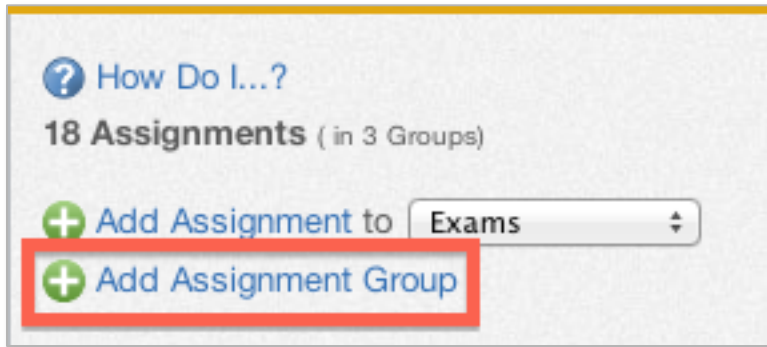
1. By default, your Canvas course will have two assignment groups: Assignments and IT Banner. Don't add anything to IT Banner, it is not used for grading of any assessment you give out to your class.



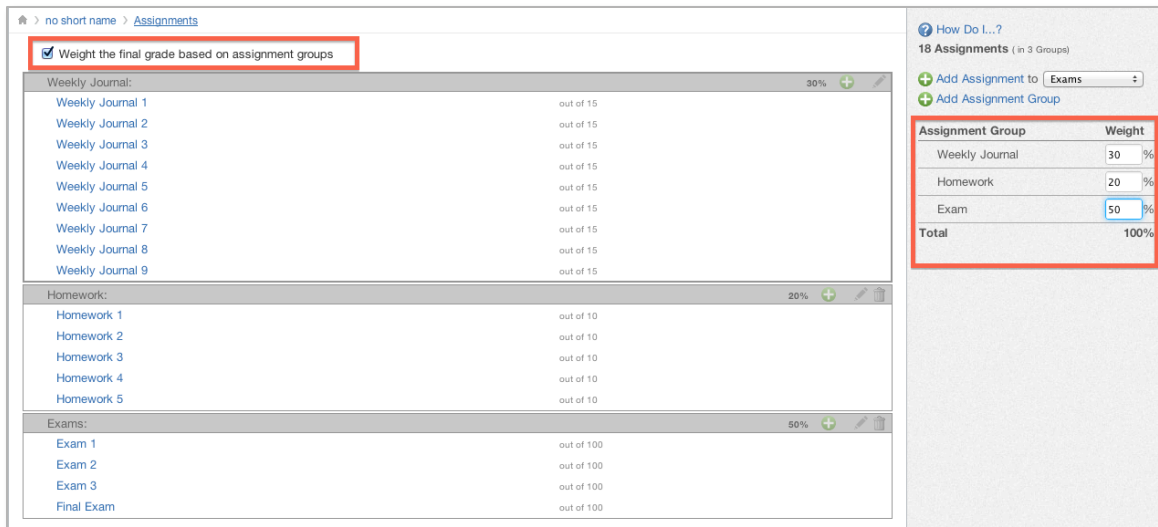
2. You can add all of your assignments to the group called assignments, which could work well for some classes, but can get overwhelming in other courses.



3. In order to clear up the assignments area we can add some more assignment groups by clicking the “Add assignment group” button in the top right.



4. Once you have the groups separated you can then add weights by entering percentages into the fields on the right side of the page.



5. And, if you want, once you have separated your course into groups you can add grading rules by clicking on the pencil icon of the group and then clicking on 'grading rule'.

