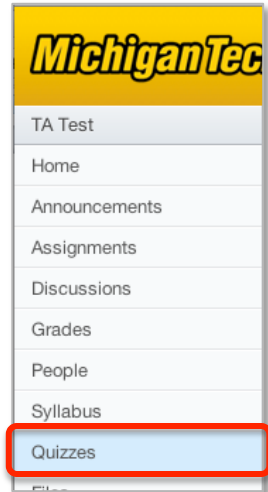


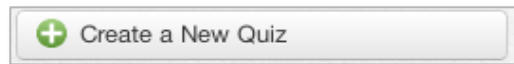
## How to Use Question Groups

Question groups offer a way for instructors to quickly create Canvas quizzes from pre-made questions.

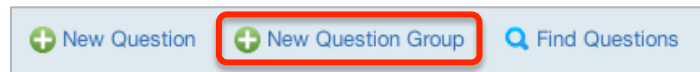
1. To use a question group you must first create a bank ([Using question banks](#)).
2. Once you have created a bank, a group can be used as a section in a quiz that pulls in questions from a bank. To do this, first click on the Quizzes course tool



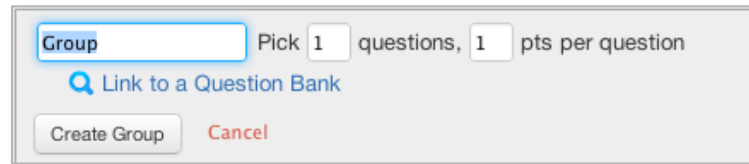
3. Create a new quiz by clicking 'Create a New Quiz'.



4. Add a question group by clicking 'New Question Group'.



5. Here you can name the group, select how many questions the group will have and decide how many points each question will be worth.



6. Finally, link the group to a question bank by clicking 'Link to a question bank' and once you have selected the correct bank, click 'Create group'.
7. Now when a student takes the test they will receive a number of randomized questions pulled from the desired test bank. Don't forget to save settings and publish your quiz when you are done editing it!